



TSR VIRTUAL COFFEE BREAK



WELCOME!

- **Questions?** Type them in the chat or Q&A window at anytime. We'll have time at the end. For everything else, contact Sales@TriStateRestores.com.
- **We are recording!** Links to view the video & PDF presentation will be shared with you tomorrow morning. *Visit TriStateRestores.com/VCB for a complete archive.*
- **Starbucks Gift Cards:** 10 attendees today will take home a caffeinated gift!
- **After the VCB:** Please complete the post-event survey, see you October 31!
- **Liked this Presentation?** Share a review of TSR on Google or Yelp for a \$25 Amazon Gift Card* (*Subject to Google Review/Approval)
- **Stay till the end** – ONE lucky attendee will **win a Disaster Prep Kit** (worth \$75!)



WHO WE ARE



FAMILY OWNED - LOCALLY OPERATED - ESTABLISHED FIRM

Tri State Restorations LLC® is an independent commercial and residential disaster recovery firm based in the Washington D.C. Metropolitan area (MD/DC/VA). We specialize in the mitigation, remediation, removal, cleanup and restoration efforts of large and small water, fire, mold, biohazard, lead & odor caused damages.

Our company's mission is *Turning Disaster Into Peace of Mind®* because we're committed to easing the burden of handling your property disaster by providing you with the best customer experience and services available.






SERVICES

We're Your Local DMV Area Commercial & Residential Disaster Recovery Experts.



Water Extraction,
Mitigation &
Restoration



Mold & Lead
Remediation
Asbestos
Inspection &
Sampling



Fire/Smoke
Restoration & Odor
Control



Biohazard/Trauma
Cleaning &
Disinfection



Sewage Extraction,
Mitigation,
Disinfection &
Cleanup



LICENSED + INSURED + RELIABLE

- IICRC Certified Firm
- We Hold MHIC & DC Class A Reconstruction Licenses
- EPA Lead Safe Certified Firm
- IAQA SMART Mold Firm
- All TSR Employees are Infectious Disease Control Certified
- 2 EPA Licensed Asbestos Inspectors on staff
- 5-Star Rated



AVAILABLE 24-7





SEPTEMBER IS NATIONAL PREPAREDNESS MONTH



**TAKE
CONTROL IN**

1

2

3

ABOUT NATIONAL PREPAREDNESS MONTH 2023



- **National Preparedness Month (NPM)** is an observance each September to raise awareness about the importance of preparing for disasters and emergencies that could happen at any time.
- **2023 Theme: Take Control in 1, 2, 3** – Focus on preparing older adults for disasters. Older adults can face greater risks when it comes to the multitude of extreme weather events and emergencies we now face, especially if they are living alone, are low-income, have a disability, or live in rural areas. Learn more at Ready.gov & via HHS www.acf.hhs.gov/ohsepr/national-preparedness-month



FEMA and Ready Campaign Preparing Older Adults

Federal Emergency Management Agency ·
The Federal Emergency Management...



Share



Watch on



YouTube



PLAN



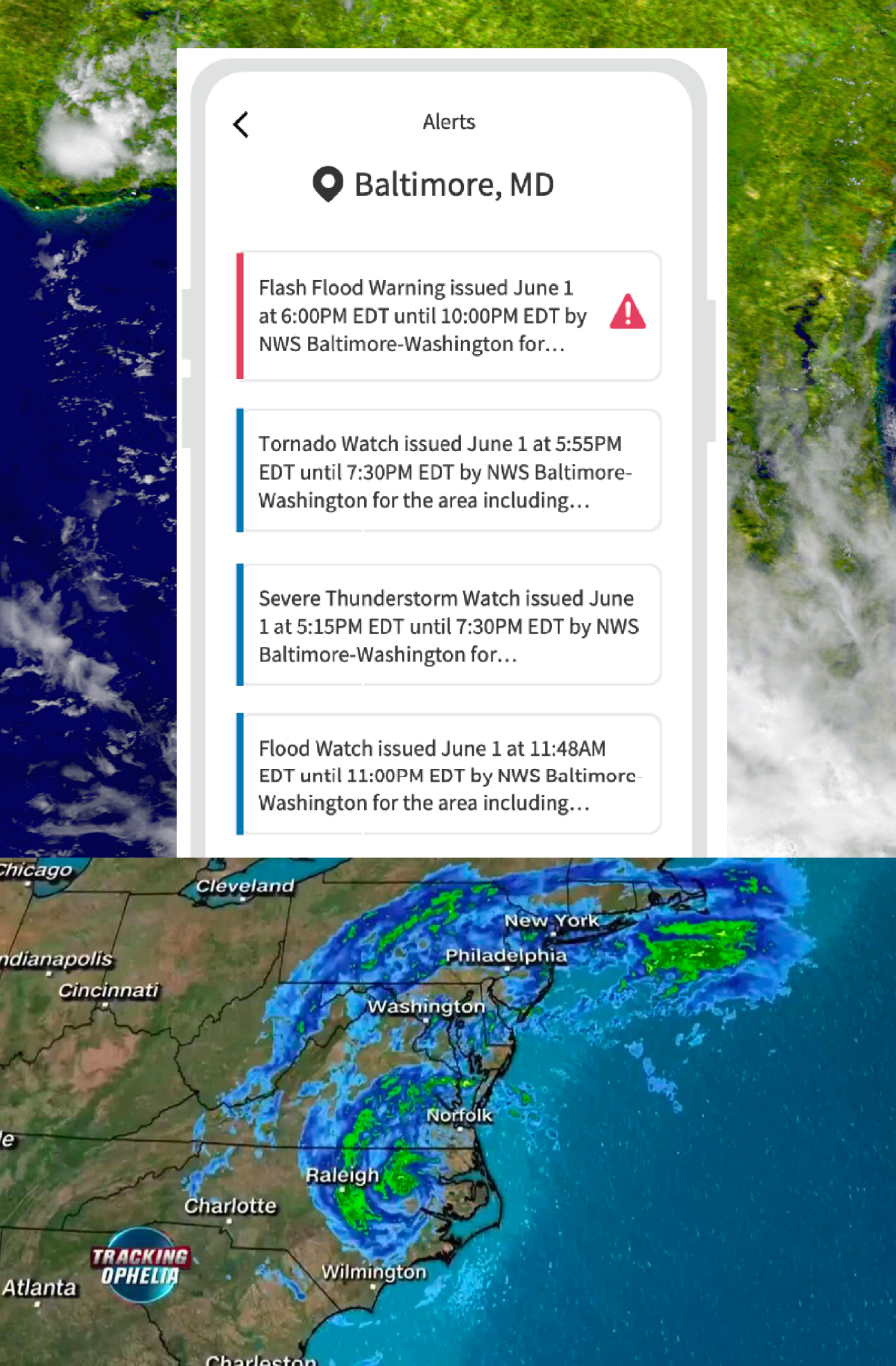
- Know what disasters could affect your area, which could call for an evacuation, and when to shelter in place, and plan what you need to do in both cases. **www.ready.gov/be-informed**
- Keep a NOAA Weather Radio tuned to your local emergency station and monitor TV and radio for warnings about severe weather in your area. **www.weather.gov/nwr/**
- Download the FEMA app and get weather alerts from the National Weather Service for up to five different locations anywhere in the United States.





PROTECT

- Knowing when and how to protect yourself, your loved ones and your property during a disaster can make all the difference.
- Receive **real-time weather and emergency alerts** from the National Weather Service for up to five locations nationwide. It can also help you find a nearby shelter if you need to evacuate to a safe space.





RECOVER

- **Find out if your location is eligible for FEMA assistance**, find Disaster Recovery Center locations, and get answers to your most pressing questions. Instantly connect with FEMA's disaster resources so you find the help that you need when you need it most.
- **Visit [Ready.gov](https://www.ready.gov)** for helpful resources
- **Call Tri State Restorations** for assistance with recovery: 866-818-1949
 - We're available 24/7 to assist you!

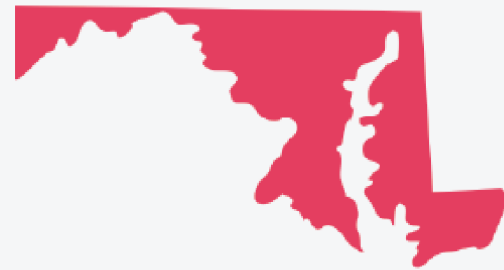


Recover



Find resources and current information to help during major disaster declarations in your main location.

 Baltimore, MD




Major Disaster Declaration

Maryland Remnants of Hurricane Ida
Declaration Date: September 5, 2021

SEARCH FOR
SHELTERS
NEAR YOU

Text
SHELTER
and your
ZIP CODE
to **43362**

Example: Shelter 01234



TEXT FOR HELP

To search for shelters near you, text **SHELTER** and your **ZIP code** to **43362** (e.g. Shelter 12345). You may look up shelters any time through the [American Red Cross shelter map](#) or by downloading the [FEMA App](#).



**The best way to prevent every
day disasters within your
community is to encourage a
culture of safety.**

**Community safety is about
feeling safe, whether at home,
in the street or at work.**



PERFORM BI-ANNUAL PROPERTY INSPECTIONS

- It's always better to be **proactive**, than *reactive*, when it comes to property damage.
- A large number of losses can be prevented by maintaining your property's appliances and inspecting for common "red flags" by performing bi-annual inspections.





BI-ANNUAL PROPERTY INSPECTIONS

- **Test fire alarms and emergency shutoff valves.**
ProTip: Hang emergency contact information on applicable valves/appliances so that anyone assisting with an emergency knows who to call. TSR can assist with water shut off valve inspections & tagging
- Check to be sure property has **clearly labeled fire escape routes** and procedures. *ProTip: Host bi-annual household and/or community fire drill*
- If you or your community has a pool, **perform an annual pool inspection** and ensure safety signage is clearly visible for residents, young and old.



***For certain building systems we recommend hiring a licensed professional to assist you with these inspections.**



BI-ANNUAL PROPERTY INSPECTIONS CONT...

- **Inspect your boiler and hot water heater(s)**, especially those 10years old and older. Our referring plumbers say hot water heaters no longer have the 30-year lifespan that they used to, and an aging water heater is like a "ticking time bomb." Look for rusting around the bottom, loose pipes and water spots for red flags.
- **Look for grading issues along property perimeter.**
ProTip: Next time it rains, step outside and inspect the flow of rainwater. You want water to travel away from the property and towards a centralized drain or rainwater collection area. If you see pooling or puddles, this is a red flag.



***For certain building systems we recommend hiring a licensed professional to assist you with these inspections.**



BI-ANNUAL PROPERTY INSPECTIONS CONT...

- **Inspect your HVAC unit(s)** and change the air filters (every 3 months). Look for signs of exterior moisture, leaks, rust and mold. If you smell a musty odor around your HVAC unit, this is a red flag!
- **Inspect refrigerator and dishwasher water lines, look for signs of degradation and pinhole leaks.** *ProTip: Set a calendar reminder for your appliance check-ups, keep all warranty and manufacturer information in a centralized and easy to access location in case of emergency.*
- **Inspect Sprinkler Systems and Fire Alarms** to ensure they are operable and ready for use. *ProTip: Check your landscaping sprinkler systems, too! Look for dripping water or dampness around water line connections.*



***For certain building systems we recommend hiring a licensed professional to assist you with these inspections.**



BI-ANNUAL PROPERTY INSPECTIONS CONT...

Inspect Property Drainage & Remove Debris

Prevent drainage issues that can later cause severe water damage to your property!

Inspect Vacant & Unoccupied Dwellings to Prevent Damages:

- Ensure internal temperature stays between 65 and 75 degrees year-round to prevent excess humidity, microbial growth & frozen pipes.
- Inspect for unwanted furry guests and other pests.



***For certain building systems we recommend hiring a licensed professional to assist you with these inspections.**



PET SAFETY

Don't forget your furry friends!

Make sure walking paths are clear of debris and if possible, provide pick up bags for your residents. Our four legged friends are also - unfortunately - often the last priority for responding emergency services personnel during an emergency.

ProTip: If you have furry, or feathery friends, invest in a special door or window cling (at right). Prep your emergency kit with food, a photo, collar, ID and a leash for your pet.

Inspector Levi Ready for Duty!



IN CASE OF EMERGENCY
PLEASE SAVE OUR
PETS

Number of pets in the home:

<input type="checkbox"/>		<input type="checkbox"/>	
<input type="checkbox"/>		<input type="checkbox"/>	Other _____

Emergency #: _____

**DISASTERS DON'T
WAIT, MAKE YOUR
PLAN TODAY!**



12 WAYS TO PREPARE



**Sign up
for Alerts
and Warnings**



Make a Plan



**Save for a
Rainy Day**



**Practice
Emergency
Drills**



**Test Family
Communication
Plan**



**Safeguard
Documents**



**Plan with
Neighbors**



**Make Your
Home
Safer**



**Know
Evacuation
Routes**



**Assemble or
Update
Supplies**



**Get Involved in
Your Community**



**Document and
Insure Property**



When the Clouds Form



Share

Federal Emergency Management Agency •
The Federal Emergency Management...



authorities tell you to
go, hurry up and do so.

Watch on  YouTube



EMERGENCY & DISASTER PREPAREDNESS

Disasters can happen anywhere, any time. That's why TSR is available 24/7 to help turn your disaster into peace of mind.

Do you have an emergency plan? Who are you calling? Does someone in your household or community have special considerations? Do you have young children? Pets? Are you in a flood zone? (*visit <https://mdem.maryland.gov/Pages/know-your-zone-md.aspx> to Find Your Zone*)

Consider the specific needs your property and residents might have in an emergency when making your plan.





COMMUNITY MANAGERS: IMPORTANT CONSIDERATIONS

1. How will my residents **receive** emergency alerts?
2. How can my residents **provide** emergency alerts?
3. What is my community's **shelter plan**?
4. What is my community's **evacuation route**?

Pro Tip: Consider Installing Emergency Call Boxes Throughout Your Community and Enact a “See Something Say Something” Policy





MAKE A PLAN FOR WHEN DISASTER STRIKES

Create a **community or personal home evacuation plan** & post maps in each building so residents are aware of the process and meet up spots. It's a good idea to have one for your place of employment too!!

Have **emergency supply kits** available and easily accessible.

Designate **emergency walking paths and driving routes** for to safely vacate hazardous areas. Visit [ready.gov](https://www.ready.gov) for ideas!

Provide your family or residents with an **emergency phone list** so that they are familiar with those that can offer support during an emergency. This is especially important for any children in your home, make sure they practice the plan and know who to call.





GENERATORS & AIR QUALITY

Knowing ahead of time where you would run a generator can help prevent unfortunate deadly hazards.

Generator exhaust is toxic and can sicken or kill you. Always put generators outside well away from doors, windows, and vents. Never use a generator inside a home, basement, garage, crawlspace, tent, shed, or any other indoor or enclosed area. Carbon monoxide (CO) is deadly, can build up quickly, and linger for hours.





EMERGENCY KITS

Store emergency items in airtight plastic bags and put your entire disaster supplies kit in one or two easy-to-carry containers such as plastic bins or a duffel bag. during emergency situations and power outages.

Include: Water, Snacks, Flashlights, Batteries & Important Information and Identification (IDs, Social Security Cards, Insurance Policy, evacuation route maps, emergency phone numbers, etc.)

- Visit [Ready.gov/kit](https://www.ready.gov/kit) to learn more!



Safety
First Aid Kit
FIRST AID SUPPLIES
HIGHWAY SAFETY SIGNALS

IN CLOSING...

Following proper mitigation standards after a leak, flood, fire or trauma loss is reported is crucial to save time, money and prevent unnecessary secondary property and structural loss.

If you suspect water damage, mold growth, or any other property hazard, give us a call on our emergency services line:

24/7: 866-818-1949





QUESTIONS?

Enter them into the Q&A or chat box now!



24-HOUR EMERGENCY LINE

866-818-1949



WEBSITE:

TriStateRestores.com



FOLLOW US:

@TRISTATERESTORATIONS
Instagram - Facebook - LinkedIn

CONNECT



HELP US PLAN FOR FUTURE COFFEE BREAKS!

Let us know what you'd like for us to cover next month by completing the post-event survey!



LIKED THIS PRESENTATION?

Review Tri State Restorations on Google and we'll send you a \$25 Amazon Gift Card once it's been approved.



GRAND PRIZE DRAWING TIME!



What should you safeguard in this bag??

- MEDICAL INFORMATION
- HOUSEHOLD IDENTIFICATION
- FINANCIAL AND LEGAL DOCUMENTATION
- EMERGENCY OR HOTLINE CONTACT INFORMATION FOR HOUSEHOLD
- VALUABLES AND PRICELESS PERSONAL ITEMS

https://www.ready.gov/sites/default/files/2020-03/fema_safeguard-critical-documents-and-valuables.pdf



SECOND PRIZE DRAWING TIME!

\$5 Starbucks Gift Cards!

Chat us one thing you learned in this presentation to win!
The first 10[™] responses get a digital gift card.

**We'll be at the
PMExpo on Oct 25...
SEE YOU OCT 31!**